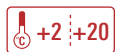


FRIGO VINI

WINE COOLER

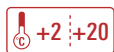


Wine



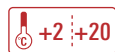
CW 20 G1TB

Frigo vini ventilato / Ventilated wine cooler



CW 37 G1TB

Frigo vini ventilato / Ventilated wine cooler



CW 37 G2TB

Frigo vini ventilato doppia zona di temperatura.
Ventilated dual zone temperature wine cooler.



Capienza / Capacity

Bottiglia cl. 75 / Bottle cl. 75

CW 20 G1TB

18

CW 37 G1TB

28

CW 37 G2TB

28

Dati indicativi e variabili a seconda dei diversi packaging / Variable data depending on the different packaging



Bordelese



Alsaziana



Borgognotta



Rhône



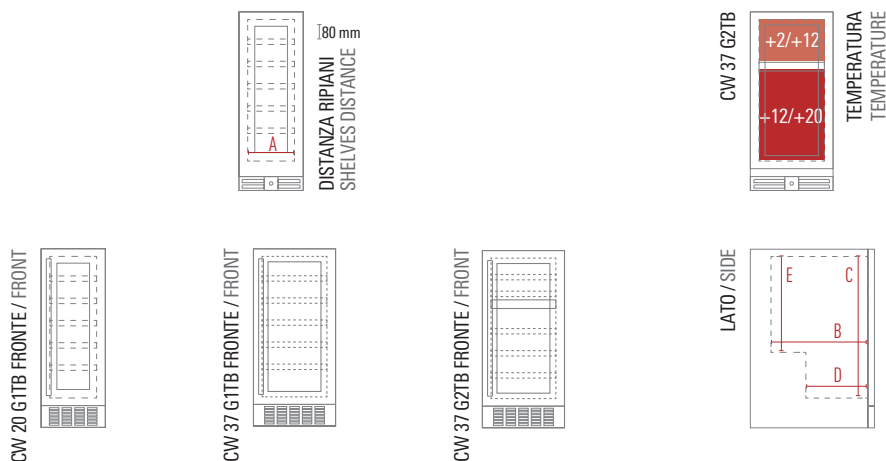
Porta a sfioro senza cornice
Full glass frameless door



Termostato elettronico
Electronic thermostat



Mensole in legno
Removable wooden shelves



Dimensioni mm / Dimensions mm	CW 20 G1TB	CW 37 G1TB	CW 37 G2TB
Dimensioni Esterne (LxPxH) / External Dimensions (WxDxH)	295 x 573 x 820	380 x 573 x 820	380 x 573 x 820
Dimensioni Imballo (LxPxH) / Packaging Dimensions (WxDxH)	332 x 625 x 870	420 x 625 x 870	420 x 625 x 870
A - Larghezza / Width	215	300	300
B - Profondità / Depth	445	445	445
C - Altezza / Height	650	650	650
D - Profondità Min. / Min. Depth	325	325	325
E - Altezza Min. / Min. Height	530	530	530
Adesivo Laterale / Side Sticker	530 x 805	530 x 805	530 x 805
Adesivo Vetro / Glass Sticker	162 x 560	247 x 560	247 x 560

Caratteristiche Tecniche / Technical Features	CW 20 G1TB	CW 37 G1TB	CW 37 G2TB
Temperatura / Temperature Range	+2 °C / +20 °C	+2 °C / +20 °C	+2 °C / +12 °C +12 °C / +20 °C
Classe Climatica / Climate Class	4	4	4
Volume Netto-Lordo / Net-Gross Volume	Lt. 58 / 60	Lt. 85 / 88	Lt. 83 / 86
Superficie Esterna / Body	Lamiera preverniciata con trattamento anticorrosione Prepainted sheet with anticorrosion treatment	Lamiera preverniciata con trattamento anticorrosione Prepainted sheet with anticorrosion treatment	Lamiera preverniciata con trattamento anticorrosione Prepainted sheet with anticorrosion treatment
Porta / Door	Vetro nero senza cornice Black full glass	Vetro nero senza cornice Black full glass	Vetro nero senza cornice Black full glass
Superficie Interna / Inner Liner	ABS	ABS	ABS
Termostato / Thermostat	Elettronico / Electronic Touch screen	Elettronico / Electronic Touch screen	Elettronico / Electronic Touch screen
Rumorosità / Noise level	dB 40	dB 42	dB 40
Spessore isolamento / Insulation thickness	mm 45	mm 45	mm 45
Sbrinamento / Defrost	Automatico a fermo compressore Automatic compressor cycle	Automatico a fermo compressore Automatic compressor cycle	Automatico a fermo compressore Automatic compressor cycle
Illuminazione / Lighting	1 Led Verticale / Vertical	1 Led Verticale / Vertical	1 Led Verticale / Vertical
Chiave e serratura / Lock and key	Si / Yes	Si / Yes	Si / Yes
Reversibilità porta / Reversible door	Si / Yes	Si / Yes	Si / Yes
Mensole in legno ad estrazione a cassetto (LxP) Removable wooden shelves (WxD)	N° 5 - mm 447 x 199 N° 1 - mm 296 x 203	N° 5 - mm 447 x 297 N° 1 - mm 308 x 288	N° 5 - mm 447 x 297 N° 1 - mm 308 x 288
Ruote-Piedi / Castors-Feet	4 Piedi / 4 Feet	4 Piedi / 4 Feet	4 Piedi / 4 Feet
Peso Netto-Lordo / Net-Gross Weight	Kg 30 / 32	Kg 36 / 39	Kg 38 / 41
Voltaggio / Voltage	V 220	V 220	V 220
Frequenza / Frequency	Hz 50	Hz 50	Hz 50
Refrigerante / Refrigerant	R600A	R600A	R600A
Assorbimento / Absorption	W 65	W 80	W 80
Consumo Energia / Energy Consumption	KwH/24H 0,35	KwH/24H 0,38	KwH/24H 0,39