



FR 400 PAC / PAF

Congelatore statico a pozzo
 vetro curvo scorrevole / vetro piatto inclinato
 Static chest freezer
 with curved sliding glass lids / with sloped flat sliding glass lids




FR 500 PAC / PAF

Congelatore statico a pozzo
 vetro curvo scorrevole / vetro piatto inclinato
 Static chest freezer
 with curved sliding glass lids / with sloped flat sliding glass lids



Chiave e serratura
 Lock and key



Cestelli - **Optional**
 Baskets - **Optional**

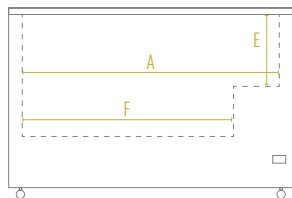
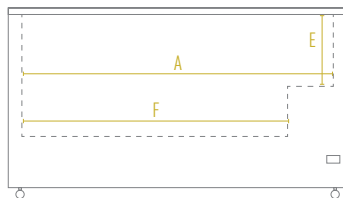


Versione PAF vetro piatto inclinato
 PAF version with sloped flat sliding glass lids

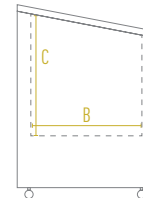


Caratteristiche / Features

Modello / Model	FR 400 PAC / PAF	FR 500 PAC / PAF
Temperatura / Temperature Range	-13 °C / -23 °C	-13 °C / -23 °C
Classe Climatica / Climate Class	4	4
Volume Netto-Lordo / Net-Gross Volume	Lt. 337 / 393	Lt. 414 / 482
Superficie Esterna / Body	Lamiera preverniciata con trattamento anticorrosione Prepainted sheet with anticorrosion treatment	Lamiera preverniciata con trattamento anticorrosione Prepainted sheet with anticorrosion treatment
Superficie Interna / Inner Liner	Alluminio martellato Embossed Aluminium	Alluminio martellato Embossed Aluminium
Termometro / Thermometer	Analogico / Analogue	Analogico / Analogue
Regolatore temperatura / Controller	Meccanico / Mechanical	Meccanico / Mechanical
Spessore isolamento / Insulation thickness	mm 60	mm 60
Sbrinamento / Defrost	Manuale / Manual	Manuale / Manual
Chiave e serratura / Lock and key	Si / Yes	Si / Yes
Cestelli / Baskets	Optional	Optional
Piedi-Ruote / Feet-Rollers	4 Ruote / 4 Rollers	4 Ruote / 4 Rollers
Peso Netto-Lordo / Net-Gross Weight	Kg 68 / 78	Kg 73 / 87
Voltaggio / Voltage	V 220-240	V 220-240
Frequenza / Frequency	Hz 50	Hz 50
Refrigerante / Refrigerant	R290	R290
Assorbimento / Absorption	W 256	W 257
Consumo Energia / Energy Consumption	KwH/24H 5,7	KwH/24H 7,2

 FR 400 PAC / PAF
FRONTE / FRONT

 FR 500 PAC / PAF
FRONTE / FRONT


LATO / SIDE


Dimensioni mm / Dimensions mm

Modello / Model	FR 400 PAC / PAF	FR 500 PAC / PAF
Dimensioni Esterne (LxPxH) External Dimensions (WxDxH)	1305 x 635 x 875	1555 x 635 x 875
Dimensioni Imballo (LxPxH) Packaging Dimensions (WxDxH)	1355 x 695 x 920	1605 x 695 x 920

Dimensioni Interne mm / Inner Dimensions mm

A - Larghezza / Width	1180	1430
B - Profondità / Depth	510	510
C - Altezza / Height	560	560
E - Altezza Minima / Min. Height	330	330
F - Larghezza Minima / Min. Width	970	1220

Dimensioni Personalizzazione (LxH) mm / Sticker Dimensions (WxH) mm

Lato destro / Right side	625 x 492 / 379	625 x 492 / 379
Lato sinistro / Left side	625 x 750 / 638	625 x 750 / 638
Frontale / Front	1295 x 643	1545 x 643