

F



E



CREAM 990 BT

Armadio freezer gelato ventilato sbrinamento con resistenza elettrica
 Ventilated ice-cream deep freezer with electric heater automatic defrost

-
-
-
-
-
-
-


PSX 990 TN

Armadio frigo pasticceria ventilato sbrinamento con resistenza elettrica
 Ventilated pastry cabinet with electric heater automatic defrost

-
-
-
-
-
-
-

L'altezza totale di tutti gli articoli è comprensiva dei piedi regolati alla minima altezza
 The total height of the units includes the feet adjusted at minimum height level

Maniglia integrata
 Built-in handle



Mensole
 Shelves

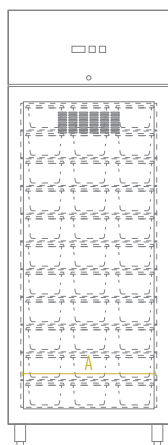



Piedi 14/20 cm
 Feet 14/20 cm




Caratteristiche / Features

Modello / Model	CREAM 990 BT	PSX 990 TN
Temperatura / Temperature Range	-22 °C / -14 °C	+2 °C / +8 °C
Classe Climatica / Climate Class	4	4
Volume Netto-Lordo / Net-Gross Volume	Lt. 680 / 852	Lt. 680 / 852
Superficie Esterna / Body	Acciaio Inox / Stainless steel	Acciaio / Stainless steel
Superficie Interna / Inner Liner	Acciaio Inox / Stainless steel	Acciaio / Stainless steel
Termostato / Thermostat	Elettronico / Electronic	Elettronico / Electronic
Smart Link WiFi Controllo remoto / Remote controller	Optional	Optional
Spessore isolamento / Insulation thickness	mm 60	mm 60
Sbrinamento / Defrost	Automatico con resistenza elettrica + Manuale Automatic with electric heater + Manual	Automatico con resistenza elettrica + Manuale Automatic with electric heater + Manual
Illuminazione / Lighting	1 Led verticale 120 cm 1 Led vertical 120 cm	1 Led verticale 120 cm 1 Led vertical 120 cm
Chiusura automatica porta / Self closing door	Si / Yes	Si / Yes
Chiave e serratura / Lock and key	Si / Yes	Si / Yes
Mensole (LxP) / Shelves (WxD)	N° 10 - mm 600 x 755	N° 10 - mm 600 x 755
Piedi-Ruote / Feet-Rollers	4 Piedi / 4 Feet h 140/200mm	4 Piedi / 4 Feet h 140/200mm
Peso Netto-Lordo / Net-Gross Weight	Kg 156 / 168	Kg 127 / 139
Voltaggio / Voltage	V 230	V 230
Frequenza / Frequency	Hz 50	Hz 50
Refrigerante / Refrigerant	R290	R290
Assorbimento / Absorption	W 500	W 265
Consumo Energia / Energy Consumption	Kwh/24H 11,6	Kwh/24H 3,5

 CREAM 990 BT
FRONTE / FRONT

 PSX 990 TN
FRONTE / FRONT


LATO / SIDE


Dimensioni mm / Dimensions mm

Modello / Model	CREAM 990 BT	PSX 990 TN
Dimensioni Esterne (LxPxH) External Dimensions (WxDxH)	740 x 990 x 2010	740 x 990 x 2010
Dimensioni Imballo (LxPxH) Packaging Dimensions (WxDxH)	775 x 1030 x 2040	775 x 1030 x 2040

Dimensioni Interne mm / Inner Dimensions mm

A - Larghezza / Width	624	624
B - Profondità / Depth	860	860
C - Altezza / Height	1396	1396