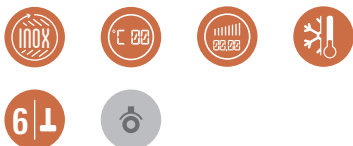




SNACK 4200 TN

Tavolo refrigerato quattro ante ventilato con alzatina. Temperatura normale
 Ventilated four door refrigerated counter with splashback. Positive temperature



SNACK 4200 BT

Tavolo refrigerato quattro ante ventilato con alzatina. Bassa temperatura
 Ventilated four door refrigerated counter with splashback. Negative temperature



Maniglia integrata
 Built-in handle



Mensole a scorrimento
 Sliding shelves

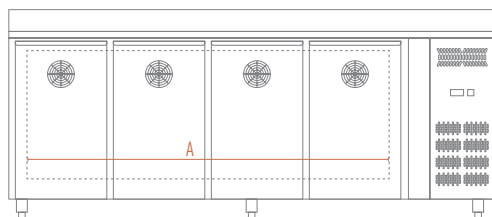
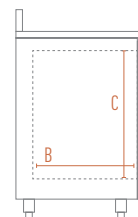


Superficie esterna in acciaio inox
 Stainless steel body



Caratteristiche / Features

Modello / Model	SNACK 4200 TN con alzatina/with splashback	SNACK 4200 BT con alzatina/with splashback
Temperatura / Temperature Range	-2 °C / +8 °C	-2 °C / +8 °C
Classe Climatica / Climate Class	4	4
Volume Netto-Lordo / Net-Gross Volume	Lt. 412 / 616	Lt. 412 / 616
Superficie Esterna / Body	Acciaio Inox / Stainless steel	Acciaio Inox / Stainless steel
Superficie Interna / Inner Liner	Acciaio Inox / Stainless steel	Acciaio Inox / Stainless steel
Termometro / Thermometer	Digitale / Digital	Digitale / Digital
Regolatore temperatura / Controller	Elettronico / Electronic	Elettronico / Electronic
Spessore isolamento / Insulation thickness	mm 60	mm 60
Sbrinamento / Defrost	Automatico a fermo compressore + Manuale Automatic compressor cycle + Manual	Automatico a fermo compressore + Manuale Automatic compressor cycle + Manual
Mensole (LxP) / Shelves (WxD)	N° 4 - mm 330 x 430	N° 4 - mm 330 x 430
Altezza Alzatina / Splashback Height	mm 100	mm 100
Piedi-Ruote / Feet-Rollers	6 Piedi / 6 Feet	6 Piedi / 6 Feet
Ruote / Rollers	Optional	Optional
Peso Netto-Lordo / Net-Gross Weight	Kg 138 / 158	Kg 152 / 172
Voltaggio / Voltage	V 230	V 230
Frequenza / Frequency	Hz 50	Hz 50
Refrigerante / Refrigerant	R290	R290
Assorbimento / Absorption	W 400	W 420
Consumo Energia / Energy Consumption	KwH/24H 3,9	KwH/24H 12,3

 SNACK 4200 TN/BT
FRONTE / FRONT

 SNACK 4200 TN/BT
LATO / SIDE

Dimensioni mm / Dimensions mm

Modello / Model	SNACK 4200 TN con alzatina/with splashback	SNACK 4200 BT con alzatina/with splashback
Dimensioni Esterne (LxPxH) / External Dimensions (WxDxH)	2230 x 600 x 960	2230 x 600 x 960
Dimensioni Imballo (LxPxH) / Packaging Dimensions (WxDxH)	2260 x 640 x 1010	2260 x 640 x 1010

Dimensioni Interne mm / Inner Dimensions mm

A - Larghezza / Width	1663	1663
B - Profondità / Depth	480	480
C - Altezza / Height	589	589