



SLIM COOLER 225 T BLACK/WHITE

Frigo vetrina bibite ventilata
Ventilated slim cooler

-
-
-
-
-
-
-
-


Porta a sfioro senza cornice
Full glass frameless door



Ripiani regolabili
Adjustable shelves



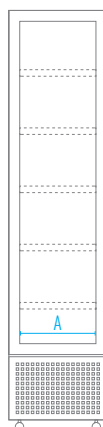
Ruote
Rollers



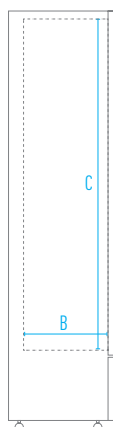
Caratteristiche / Features

Modello / Model	SLIM COOLER 225 T BLACK/WHITE
Temperatura / Temperature Range	+1 °C / +9 °C
Classe Climatica / Climate Class	4
Volume Netto-Lordo / Net-Gross Volume	Lt. 203 / 221
Superficie Esterna / Body	Lamiera preverniciata con trattamento anticorrosione (Opaco per versione nera) Prepainted sheet with anticorrosion treatment (Matt for black version)
Superficie Interna / Inner Liner	Lamiera preverniciata con trattamento anticorrosione Prepainted sheet with anticorrosion treatment
Termometro / Thermometer	Analogico / Analogue
Regolatore temperatura / Controller	Meccanico / Mechanical
Spessore isolamento / Insulation thickness	mm 38
Sbrinamento / Defrost	Manuale / Manual
Illuminazione / Lighting	2 Led verticali (vers. nera) - 1 Led verticale (vers. bianca) 2 Leds Vertical (black version) - 1 Led Vertical (white version)
Chiusura automatica porta / Self closing door	Si / Yes
Reversibilità porta / Reversible door	Si / Yes
Mensole (LxP) / Shelves (WxD)	N° 5 - mm 312 x 344
Piedi-Ruote / Feet-Rollers	4 Ruote + 2 Piedini regolabili 4 Rollers + 2 Adjustable feet
Peso Netto-Lordo / Net-Gross Weight	Kg 72 / 78
Voltaggio / Voltage	V 220-240
Frequenza / Frequency	Hz 50
Refrigerante / Refrigerant	R600A
Assorbimento / Absorption	W 210
Consumo Energia / Energy Consumption	Kwh/24H 2,2

FRONTE / FRONT



LATO / SIDE


Capienza / Capacity

Modello / Model	SLIM COOLER 225 T BLACK/WHITE
Btg cl. 50 / Btl cl. 50	105
Btg cl. 33 / Btl cl. 33	210

Dati indicativi e variabili a seconda dei diversi packaging
Variable data depending on the different packaging

Dimensioni mm / Dimensions mm

Modello / Model	SLIM COOLER 225 T BLACK/WHITE
Dimensioni Esterne (LxPxH) / External Dimensions (WxDxH)	450 x 497 x 1881
Dimensioni Imballo (LxPxH) / Packaging Dimensions (WxDxH)	510 x 580 x 2020

Dimensioni Interne mm / Inner Dimensions mm

A - Larghezza / Width	374
B - Profondità / Depth	388
C - Altezza / Height	1441

Dimensioni Personalizzazione (LxH) mm / Sticker Dimensions (WxH) mm

Lato / Side	421 x 1809
Vetro / Glass	332 x 1403