

FRIGO VINI WINE COOLER

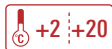


Wine



DW 170 1T

Frigo vini ventilato. / Ventilated wine cooler.



DW 170 2T

Frigo vini ventilato doppia zona di temperatura.
Ventilated dual zone temperature wine cooler.



Capienza / Capacity

Bottiglia cl. 75 / Bottle cl. 75

DW 170 1T

112

DW 170 2T

110

Dati indicativi e variabili a seconda dei diversi packaging / Variable data depending on the different packaging



Bordelese




Alsaziana



Borgognotta




Rhône



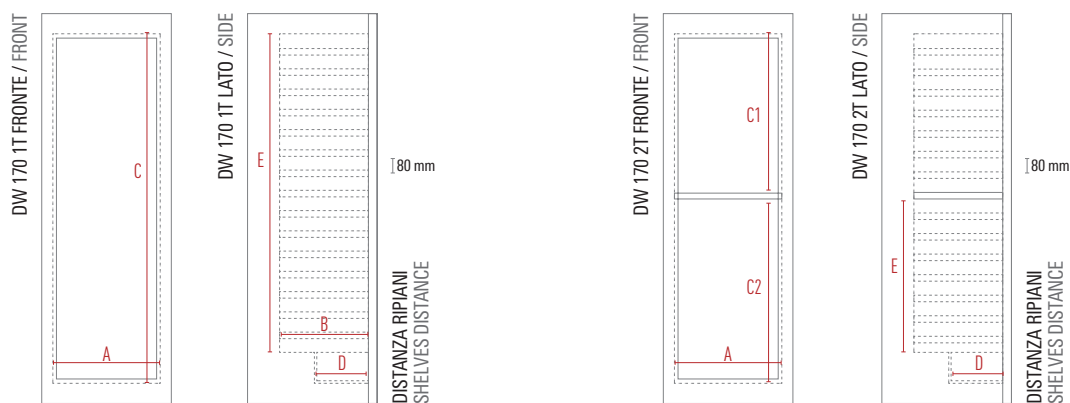
Mensole in legno ad estrazione
Wooden shelves with sliding system



Cestone inferiore
Bottom drawer



Porta a sfioro senza cornice
Full glass frameless door



Dimensioni mm / Dimensions mm	DW 170 1T	DW 170 2T
Dimensioni Esterne (LxPxH) / External Dimensions (WxDxH)	595 x 550 x 1800	595 x 550 x 1800
Dimensioni Imballo (LxPxH) / Packaging Dimensions (WxDxH)	650 x 620 x 1950	650 x 620 x 1950
A - Larghezza / Width	500	500
B - Profondità / Depth	405	405
C - Altezza / Height	1605	1605
C1 - Altezza / Height	-	730
C2 - Altezza / Height	-	835
D - Profondità Min. / Min. Depth	265	265
E - Altezza Min. / Min. Height	1445	675
Adesivo Laterale / Side Sticker	495 x 1772	495 x 1772
Adesivo Vetro / Glass Sticker	456 x 1500	456 x 1500

Caratteristiche Tecniche / Technical Features	DW 170 1T	DW 170 2T
Temperatura / Temperature Range	+2 °C / +20 °C	+2 °C / +12 °C +12 °C / +20 °C
Classe Climatica / Climate Class	4	4
Volume Netto-Lordo / Net-Gross Volume	Lt. 315 / 318	Lt. 308 / 318
Superficie Esterna / Body	Lamiera preverniciata con trattamento anticorrosione Prepainted sheet with anticorrosion treatment	Lamiera preverniciata con trattamento anticorrosione Prepainted sheet with anticorrosion treatment
Porta / Door	Vetro nero senza cornice Black full glass	Vetro nero senza cornice Black full glass
Superficie Interna / Inner Liner	ABS	ABS
Termostato / Thermostat	Elettronico / Electronic Touch screen	Elettronico / Electronic Touch screen
Rumorosità / Noise level	dB 38	dB 38
Spessore isolamento / Insulation thickness	mm 50	mm 50
Sbrinamento / Defrost	Automatico a fermo compressore Automatic compressor cycle	Automatico a fermo compressore Automatic compressor cycle
Illuminazione / Lighting	2 Led Verticali / Vertical	2 Led Verticali / Vertical
Reversibilità porta / Reversible door	Si / Yes	Si / Yes
Mensole in legno ad estrazione a cassetto (LxP) / Removable wooden shelves (WxD)	N° 15 - mm 491 x 410 N° 1 - mm 493 x 240	N° 14 - mm 491 x 410 N° 1 - mm 493 x 240
Ruote-Piedi / Castors-Feet	4 Piedi / 4 Feet	4 Piedi / 4 Feet
Peso Netto-Lordo / Net-Gross Weight	Kg 88 / 98	Kg 90 / 100
Voltaggio / Voltage	V 220	V 220
Frequenza / Frequency	Hz 50	Hz 50
Refrigerante / Refrigerant	R600A	R600A
Assorbimento / Absorption	W 115	W 135
Consumo Energia / Energy Consumption	KwH/24H 0,37	KwH/24H 0,41