



**CL 40 FLC - CL 52 FLC BLK/WHT**

Frigo bibite sopra banco statico con agitatore  
Static-fan assisted countertop display cooler

- 
- 
- 
- 
- 

**Colori disponibili / Available colors**

	Bianco / White
	Nero / Black



**CL 80 FLC BLK/WHT**


Frigo bibite sopra banco statico con agitatore  
Static-fan assisted countertop display cooler

- 
- 
- 
- 
- 

**Colori disponibili / Available colors**

	Bianco / White
	Nero / Black

Cassonetto retroilluminato  
Backlight canopy



Motoventola assiale  
Axial fan motor



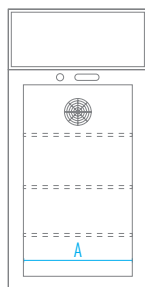
Porta in vetro senza cornice  
Full glass frameless door



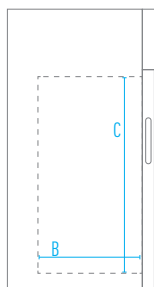
**Caratteristiche / Features**

Modello / Model	CL 40 FLC / CL 40 FLC BLK	CL 52 FLC / CL 52 FLC BLK	CL 80 FLC / CL 80 FLC BLK
Temperatura / Temperature Range	0 °C / +10 °C	0 °C / +10 °C	0 °C / +10 °C
Classe Climatica / Climate Class	3	3	3
Volume Netto-Lordo / Net-Gross Volume	Lt. 38 / 40	Lt. 49 / 52	Lt. 76 / 80
Superficie Esterna / Body	Lamiera preverniciata con trattamento anticorrosione Prepainted sheet with anticorrosion treatment	Lamiera preverniciata con trattamento anticorrosione Prepainted sheet with anticorrosion treatment	Lamiera preverniciata con trattamento anticorrosione Prepainted sheet with anticorrosion treatment
Superficie Interna / Inner Liner	ABS	ABS	ABS
Termometro / Thermometer	Digitale / Digital	Digitale / Digital	Digitale / Digital
Regolatore temperatura / Controller	Meccanico / Mechanical	Meccanico / Mechanical	Meccanico / Mechanical
Rumorosità / Noise level	42 dB	42 dB	45 dB
Spessore isolamento / Insulation thickness	mm 38	mm 40,5	mm 41
Sbrinamento / Defrost	Manuale / Manual	Manuale / Manual	Manuale / Manual
Illuminazione / Lighting	Led su perimetro porta Led on door frame	Led su perimetro porta Led on door frame	Led su perimetro porta Led on door frame
Mensole (LxP) / Shelves (WxD)	N° 2 - mm 322 x 248	N° 2 - mm 347 x 275	N° 3 - mm 367 x 288
Piedi-Ruote / Feet-Rollers	4 Piedini / 4 Feet	4 Piedini / 4 Feet	4 Piedini / 4 Feet
Peso Netto-Lordo / Net-Gross Weight	Kg 20 / 22	Kg 22 / 24	Kg 29 / 32
Voltaggio / Voltage	V 220	V 220	V 220
Frequenza / Frequency	Hz 50 / Hz 60 Optional	Hz 50 / Hz 60 Optional	Hz 50 / Hz 60 Optional
Refrigerante / Refrigerant	R600A	R600A	R600A
Assorbimento / Absorption	W 76	W 76	W 92
Consumo Energia / Energy Consumption	KwH/24H 0,93	KwH/24H 1,01	KwH/24H 1,63

FRONTE / FRONT



LATO / SIDE


**Capienza / Capacity**

Modello / Model	CL 40 FLC	CL 52 FLC	CL 80 FLC
Btg cl. 50 / Btl cl. 50	24	30	40
Latt. cl. 33 / Can cl. 33	48	60	80

Dati indicativi e variabili a seconda dei diversi packaging  
Variable data depending on the different packaging

**Dimensioni mm / Dimensions mm**

Modello / Model	CL 40 FLC / CL 40 FLC BLK	CL 52 FLC / CL 52 FLC BLK	CL 80 FLC / CL 80 FLC BLK
Dimensioni Esterne (LxPxH) External Dimensions (WxDxH)	400 x 415 x 733	420 x 460 x 793	460 x 470 x 933
Dimensioni Imballo (LxPxH) Packaging Dimensions (WxDxH)	450 x 460 x 777	485 x 495 x 852	510 x 500 x 977

**Dimensioni Interne mm / Inner Dimensions mm**

A - Larghezza / Width	320	345	370
B - Profondità / Depth	255	310	310
C - Altezza / Height	470	515	650

**Dimensioni Personalizzazione (LxH) mm / Sticker Dimensions (WxH) mm**

Lato / Side	315 x 697	360 x 757	370 x 906
Vetro / Glass	315 x 435	335 x 500	375 x 638
Opalina / Canopy	380 x 180	400 x 180	440 x 180