



ICOOL 80 JUMBO BLACK/WHITE

Frigo bibite doppia porta ventilato
Ventilated double door visicooler

-
-
-
-
-
-
-

SMART LINK WIFI

Colori disponibili / Available colors

- Bianco / White
- Nero / Black

ICOOL 110 JUMBO BLACK/WHITE

Frigo bibite doppia porta ventilato
Ventilated double door visicooler

-
-
-
-
-
-
-

Colori disponibili / Available colors

- Bianco / White
- Nero / Black

Porta a sfioro senza cornice
Full glass frameless door



Regolatore elettronico e termometro digitale
Electronic controller and digital thermometer

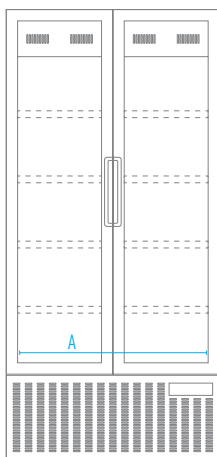
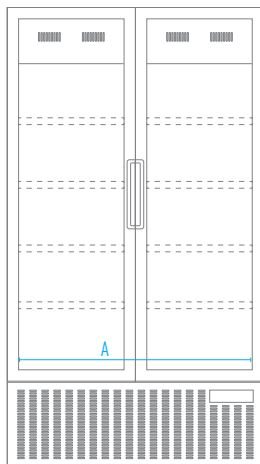


Mensole
Shelves

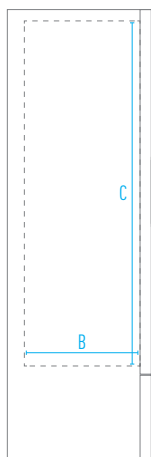


Caratteristiche / Features

Modello / Model	ICOOL 80 JUMBO BLACK/WHITE	ICOOL 110 JUMBO BLACK/WHITE
Temperatura / Temperature Range	0 °C / +10 °C	0 °C / +10 °C
Classe Climatica / Climate Class	4	4
Volume Netto-Lordo / Net-Gross Volume	Lt. 654 / 690	Lt. 960 / 1000
Superficie Esterna / Body	Acciaio verniciato Painted steel	Acciaio verniciato Painted steel
Superficie Interna / Inner Liner	Alluminio verniciato Painted Aluminium	Alluminio verniciato Painted Aluminium
Termometro / Thermometer	Digitale / Digital	Digitale / Digital
Regolatore temperatura / Controller	Elettronico / Electronic	Elettronico / Electronic
Smart Link WiFi Controllo remoto / Remote controller	Optional	Optional
Spessore isolamento / Insulation thickness	mm 50	mm 50
Sbrinamento / Defrost	Automatico a fermo compressore Automatic compressor cycle	Automatico a fermo compressore Automatic compressor cycle
Illuminazione / Lighting	4 Led verticali / Vertical	4 Led verticali / Vertical
Chiusura automatica porta / Self closing door	Si / Yes	Si / Yes
Chiave e serratura / Lock and key	Si / Yes	Si / Yes
Mensole (LxP) / Shelves (WxD)	N° 8 - mm 410 x 467	N° 8 - mm 505 x 552
Piedi-Ruote / Feet-Rollers	4 Ruote / 4 Rollers	4 Ruote / 4 Rollers
Peso Netto-Lordo / Net-Gross Weight	Kg 135 / 143	Kg 161 / 172
Voltaggio / Voltage	V 220-240	V 220-240
Frequenza / Frequency	Hz 50	Hz 50
Refrigerante / Refrigerant	R290	R290
Assorbimento / Absorption	W 500	W 680
Consumo Energia / Energy Consumption	KwH/24H 4,8	KwH/24H 7,5

 ICOOL 80 JUMBO
FRONTE / FRONT

 ICOOL 110 JUMBO
FRONTE / FRONT


LATO / SIDE


Capienza / Capacity

Modello / Model	ICOOL 80 JUMBO B/W	ICOOL 110 JUMBO B/W
Btg lt. 1 / Btl lt. 1	128	200
Btg cl. 75 / Btl cl. 75	160	280
Btg cl. 66 / Btl cl. 66	216	360
Btg cl. 50 / Btl cl. 50	360	564
Btg cl. 33 / Btl cl. 33	432	660
Latt. cl. 33 / Can cl. 33	684	1120

Dati indicativi e variabili a seconda dei diversi packaging
Variable data depending on the different packaging

Dimensioni mm / Dimensions mm

Modello / Model	ICOOL 80 JUMBO B/W	ICOOL 110 JUMBO B/W
Dimensioni Esterne (LxPxH) / External Dimensions (WxDxH)	940 x 635 x 1983	1130 x 720 x 2023
Dimensioni Imballo (LxPxH) / Packaging Dimensions (WxDxH)	990 x 685 x 2060	1185 x 770 x 2100

Dimensioni Interne mm / Inner Dimensions mm

A - Larghezza / Width	843	1033
B - Profondità / Depth	510	595
C - Altezza / Height	1521,5	1561,5

Dimensioni Personalizzazione (LxH) mm / Sticker Dimensions (WxH) mm

Lato / Side	555 x 1890	640 x 1930
Vetro / Glass	455 x 1603 (x2)	550 x 1643 (x2)