



DLH 70

DLH 90

DLH 120

Vetrina sopra banco calda  
Heated countertop display

- 
- 
- 
- 

Ripiani in acciaio  
Stainless steel shelves



Acciaio AISI 304  
AISI 304 stainless steel

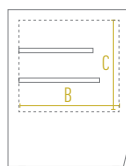
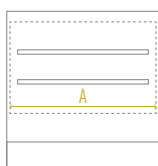
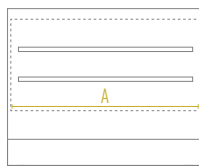



Vaschetta acqua per umidificazione  
Water tray to keep internal humidity



**Caratteristiche / Features**

Modello / Model	DLH 70	DLH 90	DLH 120
Temperatura / Temperature Range	+30 °C / +80 °C	+30 °C / +80 °C	+30 °C / +80 °C
Volume Netto-Lordo / Net-Gross Volume	Lt. 95 / 105	Lt. 145 / 160	Lt. 205 / 225
Superficie esterna / Body	Acciaio AISI 304 Stainless steel AISI 304	Acciaio AISI 304 Stainless steel AISI 304	Acciaio AISI 304 Stainless steel AISI 304
Superficie Interna / Inner Liner	Acciaio AISI 304 Stainless steel AISI 304	Acciaio AISI 304 Stainless steel AISI 304	Acciaio AISI 304 Stainless steel AISI 304
Termostato / Thermostat	Meccanico / Mechanical	Meccanico / Mechanical	Meccanico / Mechanical
Spessore isolamento / Insulation thickness	mm 20	mm 20	mm 20
Illuminazione / Lighting	1 Led orizzontale / Horizontal	1 Led orizzontale / Horizontal	1 Led orizzontale / Horizontal
Mensole (LxP) / Shelves (WxD)	N°1 mm 580 x 230 N°1 mm 580 x 280	N°1 mm 820 x 230 N°1 mm 820 x 280	N°1 mm 1120 x 230 N°1 mm 1120 x 280
Piedi-Ruote / Feet-Rollers	4 Piedini / 4 Feet	4 Piedini / 4 Feet	4 Piedini / 4 Feet
Peso Netto-Lordo / Net-Gross Weight	Kg 55 / 65	Kg 70 / 85	Kg 85 / 103
Voltaggio / Voltage	V 220-240	V 220-240	V 220-240
Frequenza / Frequency	Hz 50	Hz 50	Hz 50
Assorbimento / Absorption	W 900	W 1250	W 1450
Consumo Energia / Energy Consumption	Kwh/24H 6,9	Kwh/24H 9,6	Kwh/24H 11,2

 DLH 70 / 90 / 120  
LATO / SIDE

 DLH 70  
FRONTE / FRONT

 DLH 90  
FRONTE / FRONT

 DLH 120  
FRONTE / FRONT

**Dimensioni mm / Dimensions mm**

Modello / Model	DLH 70	DLH 90	DLH 120
Dimensioni Esterne (LxPxH) External Dimensions (WxDxH)	660 x 530 x 730	900 x 530 x 730	1200 x 530 x 730
Dimensioni Imballo (LxPxH) Packaging Dimensions (WxDxH)	840 x 610 x 850	980 x 610 x 850	1280 x 610 x 850

**Dimensioni Interne mm / Inner Dimensions mm**

A - Larghezza / Width	620	860	1160
B - Profondità / Depth	460	460	460
C - Altezza / Height	450	450	450