

FRIGO VINI

WINE COOLER

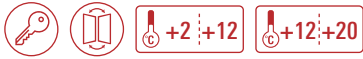


Wine



CW 46 G2TB

Frigo vini ventilato doppia zona di temperatura.
Ventilated dual zone temperature wine cooler.



CW 51 G1TB

Frigo vini ventilato / Ventilated wine cooler



DW 82 INOX

Frigo vini ventilato / Ventilated wine cooler



Capienza / Capacity	CW 46 G2TB	CW 51 G1TB	DW 82 INOX
---------------------	------------	------------	------------

Bottiglia cl. 75 / Bottle cl. 75	46	52	45
----------------------------------	----	----	----

Dati indicativi e variabili a seconda dei diversi packaging / Variable data depending on the different packaging



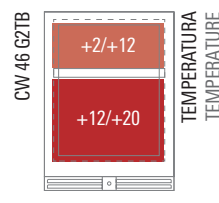
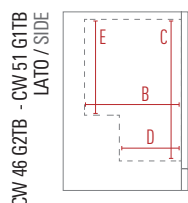
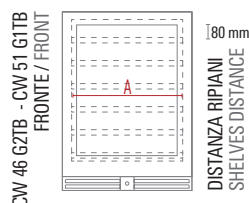
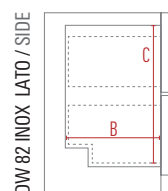
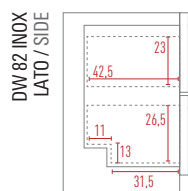
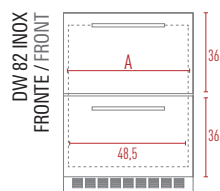
Porta a sfioro senza cornice (Mod. CW)
Full glass frameless door (CW models)



Termostato elettronico (Mod. CW)
Electronic thermostat (CW models)



Cassetti in acciaio (DW 82 INOX)
Stainless steel drawers (DW 82 INOX)



Dimensioni mm / Dimensions mm	CW 46 G2TB	CW 51 G1TB	DW 82 INOX
Dimensioni Esterne (LxPxH) / External Dimensions (WxDxH)	595 x 573 x 820	595 x 573 x 820	595 x 580 x 820
Dimensioni Imballo (LxPxH) / Packaging Dimensions (WxDxH)	660 x 625 x 1015	660 x 625 x 1015	660 x 625 x 1001
A - Larghezza / Width	510	510	510
B - Profondità / Depth	445	445	430
C - Altezza / Height	650	650	650
D - Profondità Min. / Min. Depth	305	305	-
E - Altezza Min. / Min. Height	550	550	-
Adesivo Laterale / Side Sticker	530 x 805	530 x 805	-
Adesivo Vetro / Glass Sticker	462 x 560	462 x 560	-

Caratteristiche Tecniche / Technical Features	CW 46 G2TB	CW 51 G1TB	DW 82 INOX
Temperatura / Temperature Range	+2 °C / +12 °C +12 °C / +20 °C	+2 °C / +20 °C	+2 °C / +10 °C
Classe Climatica / Climate Class	4	4	4
Volume Netto-Lordo / Net-Gross Volume	Lt. 143 / 148	Lt. 145 / 150	Lt. 137 / 145
Superficie Esterna / Body	Lamiera preverniciata con trattamento anticorrosione Prepainted sheet with anticorrosion treatment	Lamiera preverniciata con trattamento anticorrosione Prepainted sheet with anticorrosion treatment	Lamiera preverniciata con trattamento anticorrosione Prepainted sheet with anticorrosion treatment
Porta / Door	Vetro nero senza cornice Black full glass	Vetro nero senza cornice Black full glass	Cassetti in acciaio INOX 304 INOX 304 stainless steel drawers
Superficie Interna / Inner Liner	ABS	ABS	ABS
Termostato / Thermostat	Elettronico / Electronic Touch screen	Elettronico / Electronic Touch screen	Elettronico / Electronic
Rumorosità / Noise level	dB 38	dB 41	dB 52
Spessore isolamento / Insulation thickness	mm 45	mm 45	mm 45
Sbrinatorio / Defrost	Automatico a fermo compressore Automatic compressor cycle	Automatico a fermo compressore Automatic compressor cycle	Automatico a fermo compressore Automatic compressor cycle
Illuminazione / Lighting	2 Led orizzontali / Horizontal	1 Led orizzontale / Horizontal	2 led verticali / 2 vertical led
Chiave e serratura / Lock and key	Sì / Yes	Sì / Yes	-
Reversibilità porta / Reversible door	Sì / Yes	Sì / Yes	-
Mensole in legno ad estrazione a cassetto (LxP) / Removable wooden shelves (WxD)	N° 5 - mm 447 x 492 N° 1 - mm 292 x 492	N° 5 - mm 447 x 492 N° 1 - mm 292 x 492	2 Cassetti in acciaio INOX 304 2 INOX 304 stainless steel drawers
Ruote-Piedi / Castors-Feet	4 Piedi / 4 Feet	4 Piedi / 4 Feet	4 Piedi / 4 Feet
Peso Netto-Lordo / Net-Gross Weight	Kg 45 / 49	Kg 43 / 47	Kg 48 / 52
Voltaggio / Voltage	V 220	V 220	V 220
Frequenza / Frequency	Hz 50	Hz 50	Hz 50
Refrigerante / Refrigerant	R600A	R600A	R600A
Assorbimento / Absorption	W 95	W 95	W 100
Consumo Energia / Energy Consumption	Kwh/24H 0,39	Kwh/24H 0,4	Kwh/24H 0,39