




ICOOL 40 C BLACK

Frigo vetrina bibite statica con agitatore
Static-fan assisted visicooler



ICOOL 40 C WHITE

Frigo vetrina bibite statica con agitatore
Static-fan assisted visicooler



Porta a sfioro senza cornice
Full glass frameless door



Chiave e serratura
Lock and key



Cassonetto retroilluminato
Backlight canopy



Caratteristiche / Features

Modello / Model	ICOOL 40 C BLACK	ICOOL 40 C WHITE
Temperatura / Temperature Range	0 °C / +10 °C	0 °C / +10 °C
Classe Climatica / Climate Class	4	4
Volume Netto-Lordo / Net-Gross Volume	Lt. 342 / 382	Lt. 342 / 382
Superficie Esterna / Body	Lamiera preverniciata con trattamento anticorrosione Prepainted sheet with anticorrosion treatment	Lamiera preverniciata con trattamento anticorrosione Prepainted sheet with anticorrosion treatment
Superficie Interna / Inner Liner	ABS	ABS
Termometro / Thermometer	Analogico / Analogue	Analogico / Analogue
Regolatore temperatura / Controller	Meccanico / Mechanical	Meccanico / Mechanical
Spessore isolamento / Insulation thickness	mm 40	mm 40
Sbrinamento / Defrost	Automatico a fermo compressore Automatic compressor cycle	Automatico a fermo compressore Automatic compressor cycle
Illuminazione / Lighting	2 Led verticali / Vertical	1 Led verticale / Vertical
Chiusura automatica porta / Self closing door	Si / Yes	Si / Yes
Chiave e serratura / Lock and key	Si / Yes	Si / Yes
Reversibilità porta / Reversible door	Optional	Optional
Mensole (LxP) / Shelves (WxD)	N° 5 - mm 513 x 410	N° 5 - mm 513 x 410
Piedi-Ruote / Feet-Rollers	2 Piedi / 2 Ruote 2 Feet / 2 Rollers	2 Piedi / 2 Ruote 2 Feet / 2 Rollers
Peso Netto-Lordo / Net-Gross Weight	Kg 73,5 / 82	Kg 73,5 / 82
Voltaggio / Voltage	V 220-240	V 220-240
Frequenza / Frequency	Hz 50	Hz 50
Refrigerante / Refrigerant	R600A	R600A
Assorbimento / Absorption	W 220	W 220
Consumo Energia / Energy Consumption	KwH/24H 3,1	KwH/24H 3,1

Dimensioni mm / Dimensions mm

Modello / Model	ICOOL 40 C BLACK	ICOOL 40 C WHITE
Dimensioni Esterne (LxPxH) External Dimensions (WxDxH)	595 x 650 x 1970	595 x 650 x 1970
Dimensioni Imballo (LxPxH) Packaging Dimensions (WxDxH)	660 x 710 x 2130	660 x 710 x 2130

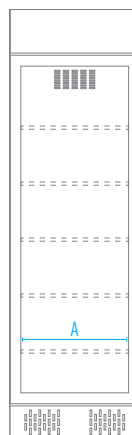
Dimensioni Interne mm / Inner Dimensions mm

A - Larghezza / Width	522	522
B - Profondità / Depth	449	449
C - Altezza / Height	1557	1557
D - Profondità Min. / Min. Depth	234	234
E - Altezza Min. / Min. Height	1472	1472

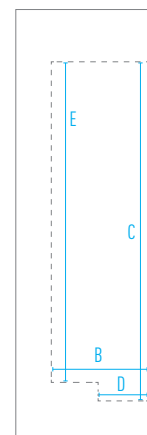
Dimensioni Personalizzazione (LxH) mm / Sticker Dimensions (WxH) mm

Lato / Side	537 x 1952	537 x 1952
Vetro / Glass	503 x 1544	503 x 1544
Opalina / Canopy	583 x 201	583 x 201

FRONTE / FRONT



LATO / SIDE


Capienza / Capacity

Modello / Model	ICOOL 40 C BLACK/WHITE
Btg lt. 1 / Btl lt. 1	86
Btg cl. 75 / Btl cl. 75	126
Btg cl. 66 / Btl cl. 66	150
Btg cl. 50 / Btl cl. 50	210
Btg cl. 33 / Btl cl. 33	210
Latt. cl. 33 / Can cl. 33	560

Dati indicativi e variabili a seconda dei diversi packaging
Variable data depending on the different packaging