

TAVOLI REFRIGERATI

REFRIGERATED COUNTERS



CXF 3100 TN

Tavolo refrigerato tre ante ventilato.
Temperatura normale.
Ventilated three door refrigerated counter.
Positive temperature.



CXF 3100 BT

Tavolo refrigerato tre ante ventilato.
Bassa temperatura.
Ventilated three doors refrigerated counter.
Negative temperature.



CXF 3140 TN

Tavolo refrigerato ventilato 1 anta + 2 Cassettiere da N.2 Cassetti da 1/2. Temperatura normale.
Ventilated counter with one door + 2 refrigerated doors with 2 x 1/2 drawers. Positive temperature.



CXF 3200 TN CON ALZATINA

Tavolo refrigerato tre ante ventilato con alzatina.
Temperatura normale.
Ventilated three doors refrigerated counter with splashback. Positive temperature.



CXF 3200 BT CON ALZATINA

Tavolo refrigerato tre ante ventilato con alzatina. Bassa temperatura.
Ventilated three doors refrigerated counter with splashback. Negative temperature.



Catering



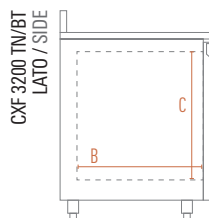
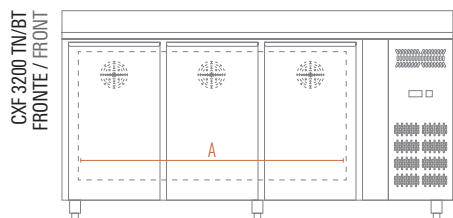
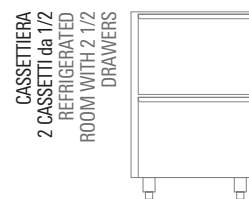
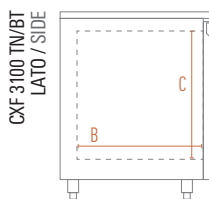
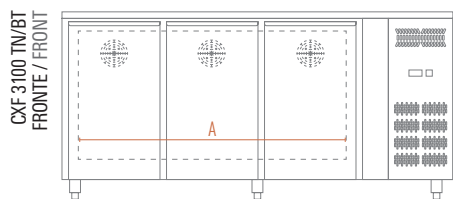
Superficie interna ed esterna acciaio inox AISI 304
AISI 304 Stainless steel body and inner liner



Mensole a scorrimento
Sliding shelves



Termostato elettronico
Electronic thermostat



Dimensioni mm / Dimensions mm	CXF 3100 TN	CXF 3140 TN	CXF 3200 TN	CXF 3100 BT	CXF 3200 BT
Dimensioni Esterne (LxPxH) External Dimensions (WxDxH)	1795 x 700 x 860*	1795 x 700 x 860*	1795 x 700 x 960*	1795 x 700 x 860*	1795 x 700 x 960*
Dimensioni Imballo (LxPxH) Packaging Dimensions (WxDxH)	1825 x 730 x 910	1825 x 730 x 910	1825 x 730 x 1010	1825 x 730 x 910	1825 x 730 x 1010
A - Larghezza / Width	1234	1234	1234	1234	1234
B - Profondità / Depth	580	580	580	580	580
C - Altezza / Height	560	560	560	560	560

*L'altezza totale è comprensiva dei piedi regolati alla minima altezza / The total height of the units includes the feet adjusted at minimum height level

Caratteristiche Tecniche / Technical Features	CXF 3100 TN	CXF 3140 TN	CXF 3200 TN	CXF 3100 BT	CXF 3200 BT
Temperatura / Temperature Range	-2 °C / +8 °C	-2 °C / +8 °C	-2 °C / +8 °C	-22 °C / -18 °C	-22 °C / -18 °C
Classe Climatica / Climate Class	5	4	5	4	4
Volume Netto-Lordo / Net-Gross Volume	Lt. 291 / 358	Lt. 194 / 358	Lt. 291 / 358	Lt. 281 / 358	Lt. 281 / 358
Superficie Esterna / Body	Acciaio Inox AISI 304 AISI 304 Stainless steel	Acciaio Inox AISI 304 AISI 304 Stainless steel	Acciaio Inox AISI 304 AISI 304 Stainless steel	Acciaio Inox AISI 304 AISI 304 Stainless steel	Acciaio Inox AISI 304 AISI 304 Stainless steel
Superficie Interna / Inner Liner	Acciaio Inox AISI 304 AISI 304 Stainless steel	Acciaio Inox AISI 304 AISI 304 Stainless steel	Acciaio Inox AISI 304 AISI 304 Stainless steel	Acciaio Inox AISI 304 AISI 304 Stainless steel	Acciaio Inox AISI 304 AISI 304 Stainless steel
Termostato / Thermostat	Elettronico Electronic	Elettronico Electronic	Elettronico Electronic	Elettronico Electronic	Elettronico Electronic
Rumorosità / Noise level	dB 42	dB 42	dB 42	dB 42	dB 42
Smart Link WiFi Controllo remoto / Remote controller	Optional	Optional	Optional	Optional	Optional
Spessore isolamento / Insulation thickness	mm 60	mm 60	mm 60	m 60	m 60
Sbrinatorio Defrost	Automatico con resistenza elettrica Automatic with electric heater	Automatico con resistenza elettrica Automatic with electric heater	Automatico con resistenza elettrica Automatic with electric heater	Automatico con resistenza elettrica Automatic with electric heater	Automatico con resistenza elettrica Automatic with electric heater
Mensole (LxP) / Shelves (WxD)	N° 3 - mm 335 x 530	N° 3 - mm 335 x 530	N° 3 - mm 335 x 530	N° 3 - mm 335 x 530	N° 3 - mm 335 x 530
Chiusura automatica porta Self closing door	Chiusura ammortizzata Soft closing	Chiusura ammortizzata Soft closing	Chiusura ammortizzata Soft closing	Chiusura ammortizzata Soft closing	Chiusura ammortizzata Soft closing
Altezza Alzatina / Splashback Height	-	-	mm 110	-	mm 110
Ruote-Piedi / Castors-Feet	6 Piedi / 6 Feet h mm 110/170	6 Piedi / 6 Feet h mm 110/170	6 Piedi / 6 Feet h mm 110/170	6 Piedi / 6 Feet h mm 110/170	6 Piedi / 6 Feet h mm 110/170
Ruote / Castors	Optional - h mm 140	Optional - h mm 140	Optional - h mm 140	Optional - h mm 140	Optional - h mm 140
Peso Netto-Lordo / Net-Gross Weight	Kg 134 / 151	Kg 154 / 171	Kg 139 / 179	Kg 136 / 154	Kg 143 / 183
Voltaggio / Voltage	V 220-240	V 220-240	V 220-240	V 220-240	V 220-240
Frequenza / Frequency	Hz 50	Hz 50	Hz 50	Hz 50	Hz 50
Refrigerante / Refrigerant	R600A	R600A	R600A	R290	R290
Assorbimento / Absorption	W 300	W 300	W 300	W 570	W 570
Consumo Energia / Energy Consumption	KwH/24H 2,25	KwH/24H 2,18	KwH/24H 2,25	KwH/24H 8,11	KwH/24H 8,11