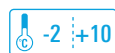



FRIGO VETRINA PENSILE SUBZERO

SUBZERO WALL COOLER



COLD WALL 300 BLK

Frigo bevande pensile ventilato.
Ventilated wall cooler.



COLD WALL 300 INOX

Frigo bevande pensile ventilato.
Ventilated wall cooler.

Capienza / Capacity	COLD WALL 300
Bottiglia lt. 1 / Bottle lt. 1	78
Bottiglia cl. 75 / Bottle cl. 75	90
Bottiglia cl. 66 / Bottle cl. 66	153
Bottiglia cl. 50 / Bottle cl. 50	200
Bottiglia cl. 33 / Bottle cl. 33	255
Lattina cl. 33 / Can cl. 33	399

Dati indicativi e variabili a seconda dei diversi packaging / Variable data depending on the different packaging



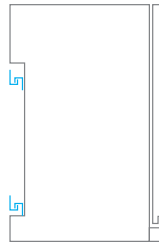

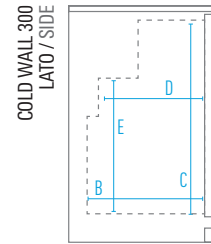
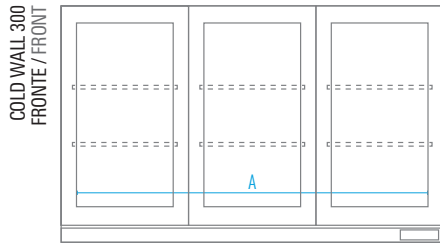
Porta senza cornice
Full glass frameless door



Maniglia integrata
Built-in handle



Staffa per appendamento a scomparsa
Hidden hanging bracket



Dimensioni mm / Dimensions mm	COLD WALL
Dimensioni Esterne (LxPxH) / External Dimensions (WxDxH)	1350 x 565 x 852
Dimensioni Imballo (LxPxH) / Packaging Dimensions (WxDxH)	1440 x 630 x 1045
A - Larghezza / Width	1260
B - Profondità / Depth	375
C - Altezza / Height	705
D - Profondità Min. / Min. Depth	195
E - Altezza Min. / Min. Height	500

Caratteristiche Tecniche / Technical Features	COLD WALL
Temperatura / Temperature Range	-2 °C / +10 °C
Classe Climatica / Climate Class	4
Volume Netto-Lordo / Net-Gross Volume	Lt. 254 / 280
Superficie Esterna Body	Lamiera preverniciata con trattamento anticorrosione Prepainted sheet with anticorrosion treatment
Superficie Interna / Inner Liner	Acciaio specchiato / Mirror Stainless Steel
Termostato / Thermostat	Elettronico / Electronic
Smart Link WiFi Controllo remoto / Remote control	Optional
Rumorosità / Noise level	dB 50
Spessore isolamento / Insulation thickness	mm 45
Sbrinamento / Defrost	Automatico / Automatic
Illuminazione Lighting	2 Led verticali + 1 orizzontale 2 Vertical led + 1 horizontal led
Mensole (LxP) / Shelves (WxD)	Dx+sx N° 4 - mm 399 x 340 Centrale / central N° 2 - mm 446 x 440
Peso Netto-Lordo / Net-Gross Weight	Kg 99 / 119
Voltaggio / Voltage	V 220
Frequenza / Frequency	Hz 50
Refrigerante / Refrigerant	R600A
Assorbimento / Absorption	W 190
Consumo Energia / Energy Consumption	KwH/24H 2,00