

# SALADETTE ACCIAIO AISI 304

## AISI 304 SALADETTE BENCH



### SALADETTE SF 901

Banco saladette statico con agitatore.  
Static-fan assisted saladette bench.

C



### SALADETTE SF 903 TOP

Banco saladette statico con agitatore.  
Static-fan assisted saladette bench.

C

Catering



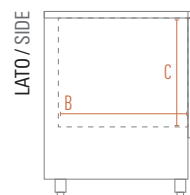
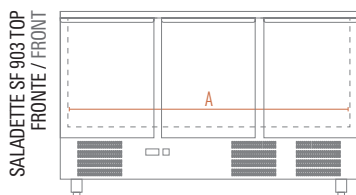
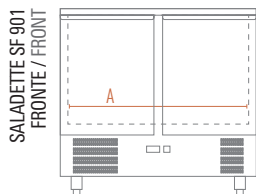
Termostato elettronico  
Electronic thermostat



Superficie interna ed esterna acciaio inox  
Stainless steel body and inner liner



Mensole a scorrimento  
Sliding shelves



Dimensioni mm / Dimensions mm	SF 901	SF 903 TOP
Dimensioni Esterne (LxPxH) / External Dimensions (WxDxH)	900 x 700 x 870*	1368 x 700 x 870*
Dimensioni Imballo (LxPxH) / Packaging Dimensions (WxDxH)	978 x 760 x 1060	1390 x 730 x 1054
A - Larghezza / Width	830	1295
B - Profondità / Depth	595	595
C - Altezza / Height	456	456

\*L'altezza totale è comprensiva dei piedi regolati alla minima altezza / The total height of the units includes the feet adjusted at minimum height level

Caratteristiche Tecniche / Technical Features	SF 901	SF 903 TOP
Temperatura / Temperature Range	+2 °C / +8 °C	+2 °C / +8 °C
Classe Climatica / Climate Class	4	4
Volume Netto-Lordo / Net-Gross Volume	Lt. 160 / 257	Lt. 251 / 400
Superficie Esterna / Body	Acciaio Inox AISI 304 / AISI 304 Stainless steel	Acciaio Inox AISI 304 / AISI 304 Stainless steel
Superficie Interna / Inner Liner	Acciaio Inox AISI 304 / AISI 304 Stainless steel	Acciaio Inox AISI 304 / AISI 304 Stainless steel
Termostato / Thermostat	Elettronico / Electronic	Elettronico / Electronic
Rumorosità / Noise level	dB 42	dB 42
Smart Link WiFi   Controllo remoto / Remote controller	Optional	Optional
Spessore isolamento / Insulation thickness	mm 35	mm 35
Sbrinamento / Defrost	Automatico a fermo compressore / Automatic compressor cycle	Automatico a fermo compressore / Automatic compressor cycle
Mensole (LxP) / Shelves (WxD)	N° 2 - mm 335 x 530	N° 3 - mm 335 x 530
Ruote-Piedi / Castors-Feet	4 Piedi / 4 Feet - h 25/33 mm	4 Piedi / 4 Feet - h 25/33 mm
Bacinelle / Baskets	Non previste / Not available	Non previste / Not available
Peso Netto-Lordo / Net-Gross Weight	Kg 72 / 83	Kg 110 / 130
Voltaggio / Voltage	V 220-240	V 220-240
Frequenza / Frequency	Hz 50	Hz 50
Refrigerante / Refrigerant	R600A	R600A
Assorbimento / Absorption	W 155	W 235
Consumo Energia / Energy Consumption	Kwh/24H 2,38	Kwh/24H 2,96