



CLW 820 L BLACK

Frigo vini statico con ventola on/off rivestito in frassino nero
Static wine cooler with on/off fan coated with black ash



SMART LINK WIFI



CLW 820 L WHITE


Frigo vini statico con ventola on/off rivestito in frassino sbiancato
Static wine cooler with on/off fan coated with bleached ash wood




Colorazioni legno disponibili / Available wood colors



Noce medio (Frassino tinto noce)
Medium walnut (Ash coated walnut)



White (Frassino sbiancato)
White (Bleached ash)



Natural (Frassino naturale)
Natural (Natural ash)



Black (Frassino nero)
Black (Black ash)



Colorazioni legno personalizzabili / Customizable wood colors (Optional)

Rivestimento in legno massello
Solid wood coating



Mensole in legno - **Optional**
Wooden shelves - **Optional**

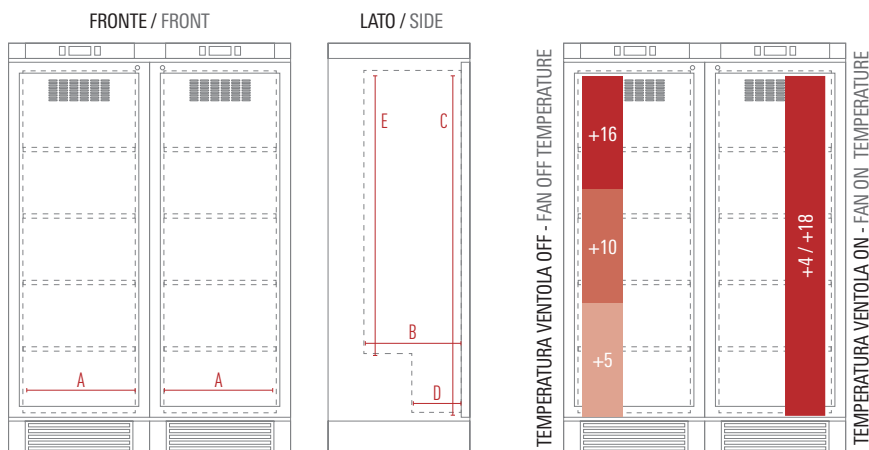


Piastra in acciaio specchiato
Mirrored steel plate



Caratteristiche / Features

Modello / Model	CLW 820 L
Temperatura / Temperature Range	+16 °C / +10 °C / +5 °C ventola off / fan off +4 °C / +18 °C ventola on / fan on
Classe Climatica / Climate Class	4
Volume Netto-Lordo / Net-Gross Volume	Lt. 604 / 764
Rivestimento / Coating	Legno massello di Frassino / Solid ash wood
Superficie Interna / Inner Liner	ABS
Termometro / Thermometer	Digitale / Digital
Regolatore temperatura / Controller	Elettronico / Electronic
Smart Link WiFi Controllo remoto / Remote controller	Optional
Spessore isolamento / Insulation thickness	mm 40
Sbrinamento / Defrost	Automatico a fermo compressore + Manuale Automatic compressor cycle + Manual
Illuminazione / Lighting	4 Led verticali / Vertical
Chiusura automatica porta / Self closing door	Si / Yes
Chiave e serratura / Lock and key	Si / Yes
Mensole (LxP) / Shelves (WxD)	N° 10 - mm 513 x 410
Mensole in Legno / Wooden Shelves	Optional
Piedi-Ruote / Feet-Rollers	4 Piedini - 4 Ruote 4 Feet - 4 Rollers
Peso Netto-Lordo / Net-Gross Weight	Kg 160 / 174
Voltaggio / Voltage	V 220
Frequenza / Frequency	Hz 50
Refrigerante / Refrigerant	R600A
Assorbimento / Absorption	W 244
Consumo Energia / Energy Consumption	Kwh/24H 3,3


Capienza / Capacity

Modello / Model	CLW 820 L
Btg cl. 75 / Btl cl. 75	252

Dati indicativi e variabili a seconda dei diversi packaging

Variable data depending on the different packaging

Dimensioni mm / Dimensions mm

Modello / Model	CLW 820 L
Dimensioni Esterne (LxPxH) / External Dimensions (WxDxH)	1295 x 635 x 1880
Dimensioni Imballo (LxPxH) / Packaging Dimensions (WxDxH)	1345 x 740 x 2050

Dimensioni Interne mm / Inner Dimensions mm

A - Larghezza / Width	522 (x2)
B - Profondità / Depth	449
C - Altezza / Height	1557
D - Profondità Min. / Min. Depth	179
E - Altezza Min. / Min. Height	1337

Dimensioni Personalizzazione (LxH) mm / Sticker Dimensions (WxH) mm

Vetro / Glass	503 x 1544 (x2)
---------------	-----------------